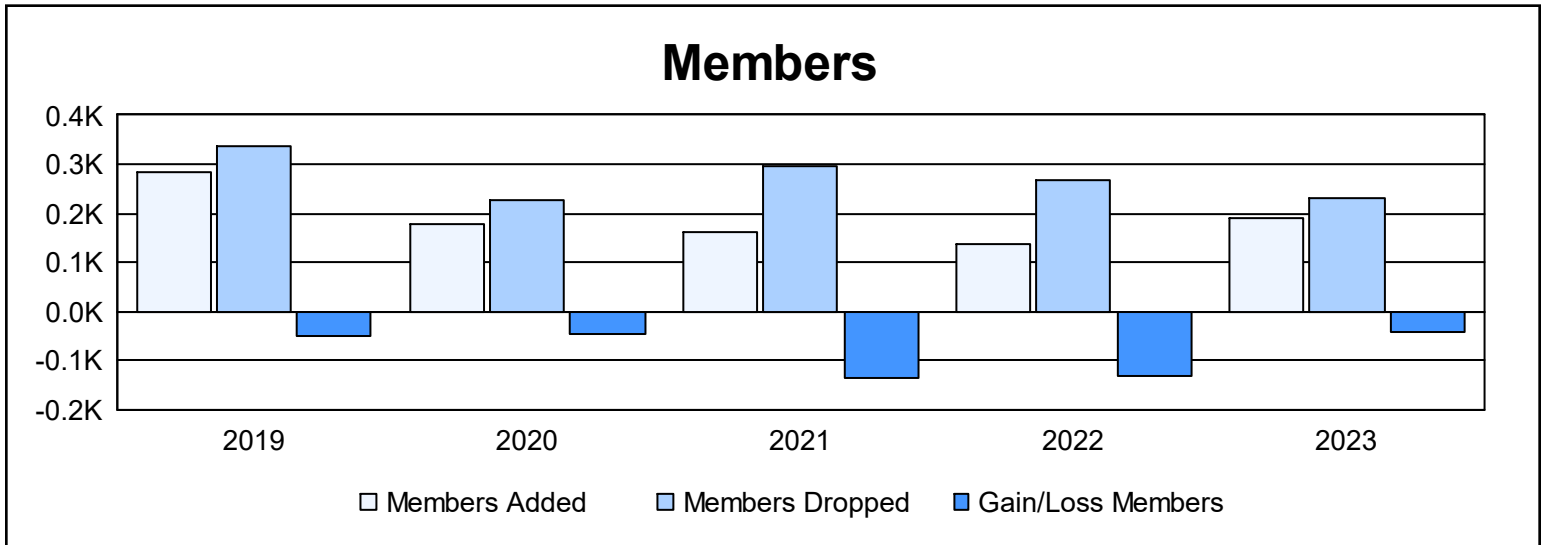
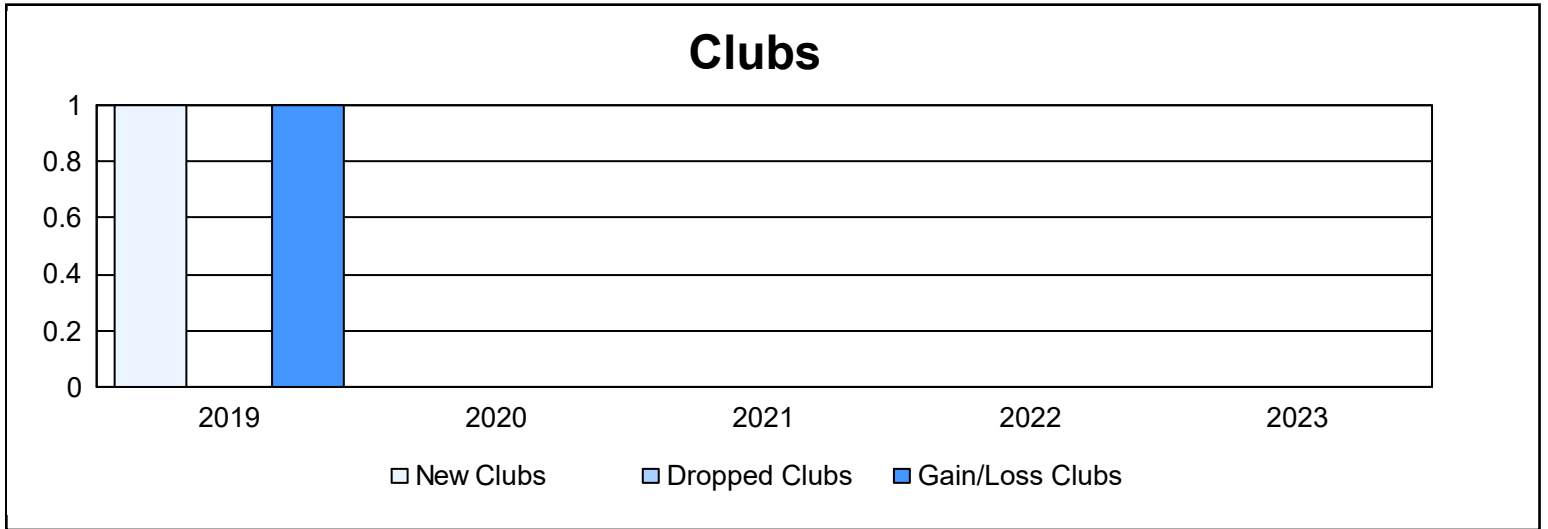
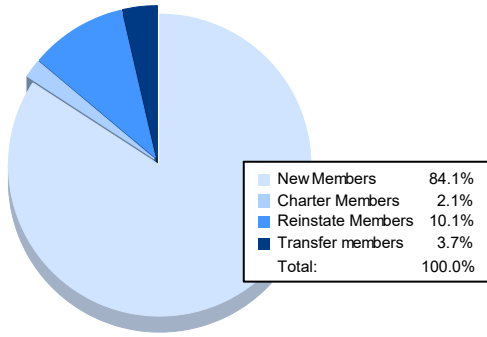


| Year | New Clubs | Dropped Clubs | Gain/ Loss Clubs | New Members | Charter Members | Reinstate Members | Transfer Members | Total Member Added | Total Members Dropped | Gain/ Loss Members |
|----------------|-----------|---------------|------------------|-------------|-----------------|-------------------|------------------|--------------------|-----------------------|--------------------|
| 2018-2019 | 1 | 0 | 1 | 222 | 30 | 28 | 5 | 285 | 335 | -50 |
| 2019-2020 | 0 | 0 | 0 | 165 | 0 | 11 | 2 | 178 | 226 | -48 |
| 2020-2021 | 0 | 0 | 0 | 136 | 2 | 9 | 13 | 160 | 296 | -136 |
| 2021-2022 | 0 | 0 | 0 | 111 | 0 | 19 | 6 | 136 | 266 | -130 |
| 2022-2023 | 0 | 0 | 0 | 159 | 4 | 19 | 7 | 189 | 232 | -43 |
| Average | 0 | 0 | 0 | 159 | 7 | 17 | 7 | 190 | 271 | -81 |



Membership Composition June 2023 Cumulative



Gender Composition June 2023 Cumulative

